


# Annual Report and Accounts 2009


## Financial Highlights

### Group


#### Revenue (EUR m)




#### Operating profit\* (EUR m)



#### Underlying fully diluted net profit (EUR m)

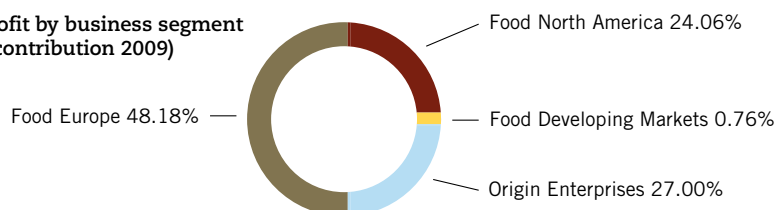


#### Underlying fully diluted EPS (cent)



### Group segments' operating profit

Operating profit by business segment (% of Group contribution 2009)



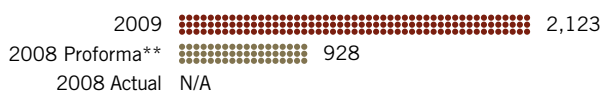
#### Operating profit Food Europe (EUR '000)



#### Operating profit Food North America (EUR '000)



#### Operating profit Food Developing Markets (EUR '000)



#### Operating profit Origin (EUR '000)



\* Operating profit presented excluding contribution from associates and joint ventures and before intangible amortisation and impact of non recurring items.

\*\* Proforma numbers presented including Hiestand Holding AG in the 2008 comparative.